


PROLINE

DESIGN WITH TILE PROFILES

by Miriam Jacks





BATHROOM UPSTAIRS

High Line Park
No. 2014

WJ
INTERIOR WOODBOARD
HOUSE OF JACQS


Hi, I am Miriam Jacks.

Make-up artist and beauty expert from Berlin. As a designer it is extremely important to me to coordinate things and make them look perfect together – whether this is the colour of lips, nails or hair. This also applies to the design of interiors. The result achieved can only ever be as good as the composition of individual products allows. This is no different for tiled areas. The interplay between tiling and the surrounding tiling profile is of style-defining, even room-defining importance here.

I hope you have great fun when designing with PROLINE!

Yours Miriam

When planning many a dream bathroom, I used to meet the limits of feasibility, as the colourfulness of many tiles was harshly interrupted in the edge area. For this reason, I have developed a small but hugely effective range of colourful profiles together with PROLINE. Finally, bathrooms can be designed homogeneously without visible interruptions, as the colours are adapted to the most important tile shades similar to a make-up.



Small cause, great impact

Tile profiles make sure that the unattractive cut edges that arise during processing of the tiles are covered. They are consciously used to become subtle design elements and perfectly round off your individual style.

Emphasising the features


PROROUND
aluminium with
structure design
beige grey

Matching hues

Distinctive contours


PRODECOR Q
aluminium with
structure design
rusty brown

PRODECOR Q aluminium with structure design anthracite




Subtle refinement

PRODECOR Q
aluminium with
structure design anthracite



Where is the profile?


PROROUND aluminium with
structure design anthracite




Everything can be planned

Emphasizing the features

To emphasise areas, the use
of high-contrast profiles is
recommended. An anthracite
profile for a grey tile looks just
as elegant as a beige profile on
a brown ceramic.

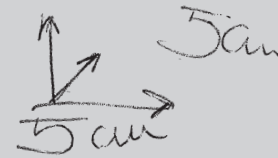


PRODECOR Q
aluminium with structure
design beige-grey




PRODECOR Q

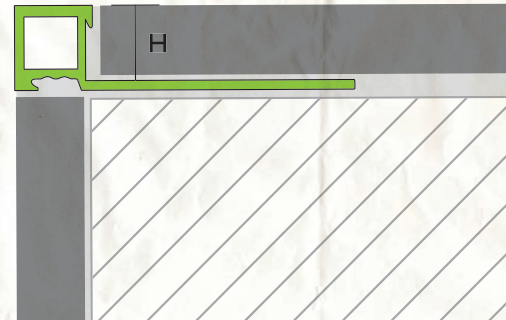
Square-edged profiles



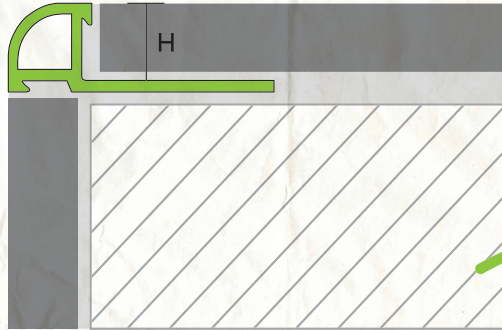
The coloured tiling profiles are made of high-quality aluminium and are used for the aesthetically pleasing finish of tiles. The decorative profiles with square geometry are suited to visibly emphasising surface borders, forming of corners and area divisions in rooms with high level design requirements. At the same time, they protect the covering edges of the tiles against mechanical impact and damage. Complemented by matching corner elements, this results in perfectly shaped transitions for inside and outside corners.



Heights 8, 10 & 11 mm | length 2.50 m





Heights 8, 10 & 11 mm | length 2.50 m

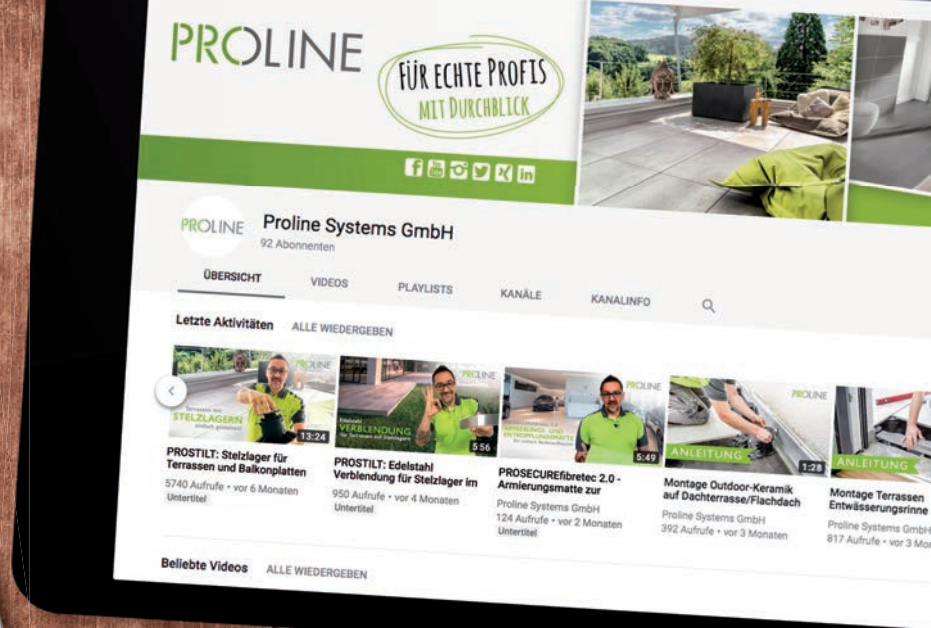


PROROUND

Round-edged profiles

PROROUND round-edged profiles are easy to integrate and enhance the overall look of tiled areas with the rounded off visible surface. Thanks to the various profile heights, different laying thicknesses can be achieved, so that designers have almost completely free reign.





You can also follow
PROLINE and make-up artist,
beauty expert & influencer
Miriam Jacks on the
social media platforms.

www.proline-systems.com

